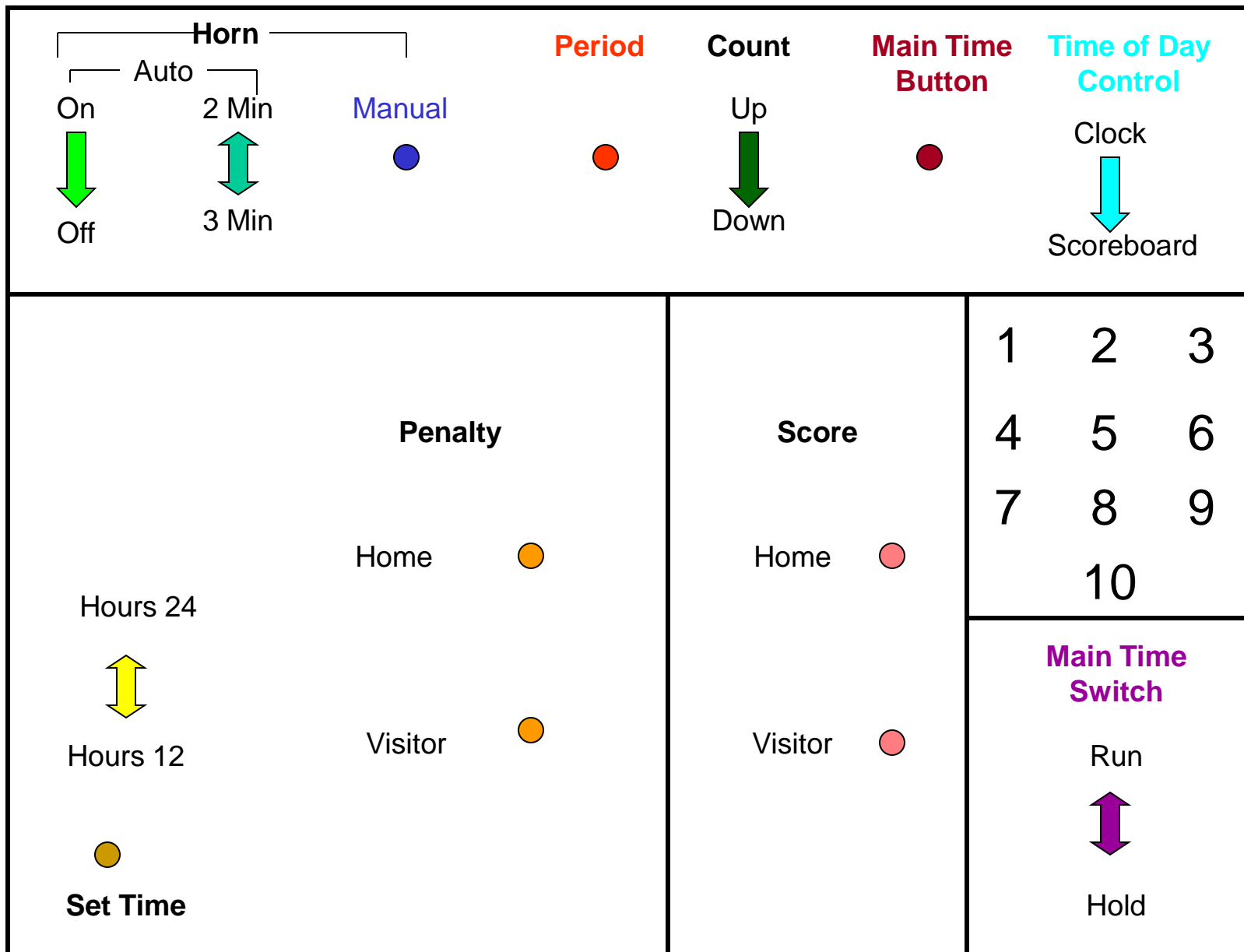


Centennial Arena Clock



Instructions to Centennial Clock

Power - have rink attendant turn on main power to clock near Zamboni

Ignore the Following Buttons/Switches - Count, Hours24/Hours 12, Set Time

Set Time

- Have the “Time of Day Control” toggle switch (aqua) set to “Scoreboard”
- Hold down “Main Time Button” (cranberry) & punch in time from number keypad (15:00 for period & 2:00 for pre-game warm up)

Run/Stop Time

- toggle “Main Time Switch” (purple) between “Run” or “Hold” to either run or stop the clock

Set Period

- hold down “period” button & punch in Period # from number keyboard

Score

- hold down Home (or Visitors) Score Button (pink) & punch in the # of goals time from number keypad

Penalty (the actual penalty time cannot be displayed on this clock) - this clock will only indicate the number of penalties for each team - thus probably no need to worry about penalties

- Visitors Penalty - shows a maximum of 2 penalties
- Home Penalty - lights burned out - does not show penalties

Horn

- for ages Novice to Belle leave “Auto- On/Off” toggle switch (lime green) to “Off”, thus using “Manual”
- for Bunnies put “Auto- On/Off” toggle switch to “On” & choose either 2 or 3 minutes

Exhibition Arena Clock

(same as Centennial, except Exh can display penalties)



Instructions to Exhibition Arena Clock

Power - have rink attendant turn on main power to clock

Ignore the Following Buttons/Switches - Count, Hours24/Hours 12, Set Time

Set Time

- Have the “Time of Day Control” toggle switch (aqua) set to “Scoreboard”
- Hold down “Main Time Button” (cranberry) & punch in time from number keypad (15:00 for period & 2:00 for pre-game warm up)

Run/Stop Time

- toggle “Main Time Switch” (purple) between “Run” or “Hold” to either run or stop the clock

Set Period

- hold down “period” button & punch in Period # from number keyboard

Score

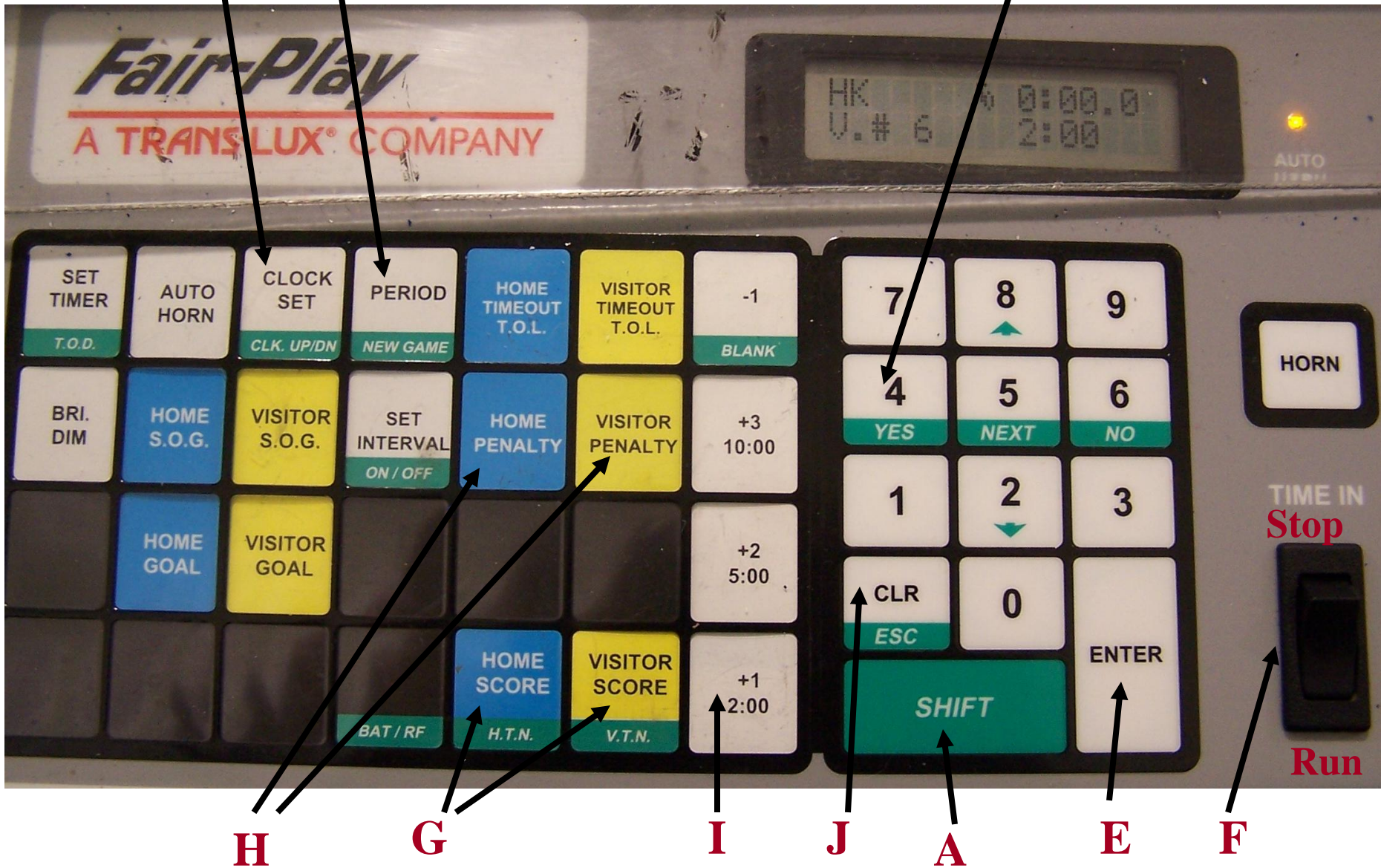
- hold down Home (or Visitors) Score Button (pink) & punch in the # of goals time from number keypad

Penalty

Horn

- for ages Novice to Belle leave “Auto- On/Off” toggle switch (lime green) to “Off”, thus using “Manual”
- for Bunnies put “Auto- On/Off” toggle switch to “On” & choose either 2 or 3 minutes

WERC1 Clock



Instructions to WERC 1 Clock

New Game (this may not need to be done for every game)

- Hold **“SHIFT”** (A) & **“NEW GAME”** (B)
- **“YES”** (C)

Set Time

- Press **“SET CLOCK”** (D) then punch in period length in numeric key pad (15 minutes) then hit **“ENTER”** (E)

Run/Stop Time

- toggle **“TIME IN”** (F) switch
- toggle Up to STOP CLOCK, toggle Down to RUN CLOCK

Set Period

- **“PERIOD”** (B), enter period #, then hit **“ENTER”** (E)

Score

- **“HOME SCORE”** (G), then punch in score (i.e. – 1,2,3, ...), then **“ENTER”** (E)


Penalty

- **“HOME PENALTY”** (H), then **“2:00”** (I), then punch in JERSEY NUMBER, then **“ENTER”** (E)

Clear/Cancel Penalty

- **“HOME PENALTY”** (H), then **“CLEAR”** (J), then punch in JERSEY NUMBER, then **“ENTER”** (E), then **“CLEAR”** (J), then **“ENTER”** (E)

Victoria Road Arena Clock



Instructions to Victoria Road Clock

Set Time

- Press “**GAME TIME**” (A) then punch in period length in numeric key pad (15), then hit “**ENTER**” (B)

Run/Stop Time

- Toggle “**RUN**” (C) switch
- Toggle to “STOP” to stop clock, toggle to RUN to run the clock

Set Period

- “**PERIOD**” (D), enter period #, then may?? (not sure) have to hit “**ENTER**” (B)

Score

- “**HOME SCORE**” (E), then punch in score (i.e. – 1,2,3, ...), then **ENTER**” (B)

Or

- “**HOME SCORE**” (E), then hit **+1** (F), to increase score by 1 goal from previous score

Penalty

- “**HOME PENALTY**” (G), then punch in JERSEY NUMBER, then “**2:00**” (H), then **ENTER**” (B)

Clear/Cancel Penalty

- “**HOME PENALTY**” (H), then punch in JERSEY NUMBER, then hit “**CLEAR**” (J), then **ENTER**” (F), then “**CLEAR**” (J), then **ENTER**” (F)